



30+ minutes

Let's-Do-It!

Let's-Do-It! is a collection of suggested party activities for all Trimble Tots titles. Select games or crafts that are appropriate for your party spaces and ages of children. Some games are adapted for more than one title. Some basic games are appropriate for all parties, such as Balloon & Bubblegum Relay. Let's-Do-It activity choices follow the Party Camp Combo (decorating cupcakes and Theater-In-The Town). Liberty Cake (silly strip and cake) is optional. (Click on individual book titles to find the link: Party Camp: Let's-Do-It! party activities.)

Feature book: *Flower Green*



Bring an Angel Food cake (Buy or make ahead of time.) and toppings if you plan to have a cake and presents.

Items needed:

- Flower Green's Song. (CD and lyrics)
- See individual Feature Book theme games and activities.

Activities:

- Flower Green's Song and Dance (CD and lyrics)
- Bubble fun
- Game: Air Balloons (to Flower Green's Song)
- Paper Plate Project
- Games: Musical Flowers & Variation (adapted from Musical Chairs/Hot Potato).
- Leafy Green & Variation (adapted from Musical Chairs/Hot Potato).
- Flower Walk (adapted from Cake Walk).
- Flower Race (adapted from Pig Race).

Choose Feature Book theme games and activities.

Game: Air Balloons (to Flower Green's Song)

Objective: Keep the balloons floating in the air for the time it takes to sing or listen to Flower Green's Song.

Needed:

- Balloons.
- Flower Green's Song. (CD and lyrics)

Rules: Form two circles and start the balloon going around from player to player, keeping the balloon in the air at all times. The circle that keeps its balloon up the longest wins. Repeat as long as there is interest.

Activity: Paper Plate Project (Make a paper plate flower and a "hot potato" plate.)

Needed:

- paper plates.
- crayons or markers.
- hole punch.
- non-fraying cord.
- paper plate patterns (flower and Leafy Green).

1. Circle pattern #1
Pattern for paper plate flower.

Draw and color a super-size paper plate flower, using crayons or colored markers. Cut out and glue to a paper plate. Punch a hole in the plate to thread non fraying cord. These flower pendants are fun to wear and take home.

2. Circle pattern #2

Pattern for "hot potato" plate. (Leafy Green)

Cut and glue to a paper plate.

3. Use the paper plate flowers and the "hot potato" plate for the games: Musical Flowers and Leafy Green. Wear the paper plate flower pendants for the game: Flower Race.

4. Optional: Make chocolate flower faces with chocolate syrup. Use the chocolate painter squeeze bottle and add some chocolate syrup. Lay out some wax paper on the plate. Make a happy face on your flower! Place finished art in the refrigerator. In 15 minutes you have beautiful tempting chocolate art to eat!

Craft: Headbands. Make a Flower headband.

Needed:

- Patterns (headband and flower cut out)
- Construction paper
- Scissors
- Stapler
- Glue
- Markers

Directions:

- 1.** Cut a strip of paper about one and a half inches wide.
- 2.** Measure the length by placing the headband around each child's head and stapling the ends together to fit.
- 3.** Cut out a small flower to glue to the headband.
- 4.** Draw a design on the headbands with markers or crayons.

Games and activities, continued

Game: Musical Flowers (Game adapted from Hot Potato)

Objective: This kids game is a lot like musical chairs but with a "hot potato" (paper plate) that is passed around.

Needed:

- CD player and CD with Flower Green's Song.
- Paper plate flowers and a "hot potato" (paper plate with Leafy Green image) that can be passed around the circle.

Categories: Groups. Birthdays. Kids.

Rules:

1. Use all the players' paper plate flowers and the "hot potato" plate to pass around.
(Variation: Use just the "hot potato" plate if there isn't time to make flowers. Call the game Run, Leafy, Run)
2. Play Flower Green's Song for the music.
(Party leader is the music player.)

3. Players sit in a circle. If you are using chairs, place chairs in a circle. Players sit down in the chairs. Paper plate flowers and the "hot potato" plate are passed from player to player while the music player, who shouldn't be looking at the group just to be fair, plays Flower Green's Song. When the music stops, the player who has the "hot potato" plate is out and sits in the center of the circle. (The player who is out exchanges the "hot potato" plate for the paper plate flower held by the player to his/her left and hands that paper plate flower to the game leader.) The next round continues. The last player out wins. Music stops should be made frequently so the game moves quickly and players will not be out for a long period. Try to act like the "hot potato" plate is really, really hot!

Note: Return the paper plate flowers to the players to wear and take home.

Game: Leafy Green. Pass-the-Greenery! (adapted from Musical Chairs and Hot Potato)

Objective: This kids game is a lot like musical chairs but with a "hot potato" (paper plate).

Needed:

- CD player and CD with Flower Green's Song.
- A paper plate flower (for the variation) and a paper plate with a Leafy Green cut out ("hot potato") that can be passed around the circle.

Categories: Groups. Birthdays. Kids.

Rules:

1. Pass around the "hot potato" (paper plate).
2. Music: Play Flower Green's Song. (Party leader is the music player.)

3. Players sit in a circle. If you are using chairs, place chairs in a circle. Players sit down in the chairs. Pass around the "hot potato" plate from player to player while the music player, who shouldn't be looking at the group just to be fair, plays Flower Green's Song. When the music stops, the player who has the "hot potato" plate is out and sits in the center of the circle. The next round continues. The last player out wins. Music stops should be made frequently so the game moves quickly and players will not be out for a long period. Try to act like the "hot potato" plate is really, really hot!

Games and activities, continued

Game: Leafy Green. Pass-the-Greenery!, continued

Variation: Flower and Leafy Green Catch-up.
(adapted from Hot Potato and Lions & Tigers)

Objective: Pass two paper plates around the circle as fast as you can starting at opposite sides of the circle. The fun is in trying to get Flower to catch up with Leafy Green or Leafy Green to catch up with Flower.

Needed:

- Two paper plates.
- One with a flower cut out.
- One with a Leafy Green cut out.

Rules: Players sit down in chairs that have been put in a circle, and two players on opposite sides of the circle are given a plate ("hot potato") to hold. On a signal, both players pass their plates to the right as quickly as they can. When the Flower and Leafy Green catch up with each other, two players, sitting next to each other, will be holding a plate. The player who holds the catch-up (trailing) plate, Flower or Leafy Green, wins. Continue with two new starters at opposite ends passing the plates. Take turns being starters. When everyone has had a turn as a starter or gets the catch-up plate, the game is over.

Game: Flower Walk (adapted from Cake Walk)

Objective: Put large paper flower cut outs on the floor. Hurry to stand on one before the music stops. Use Flower Green's Song. Be on the winning flower when the music stops.

Needed:

- Flower Green's Song. (CD and lyrics)
- Large paper flower cut outs (numbered) to walk on.
- Tickets with corresponding numbers
- A hat or jar.

Optional: Prizes or points to tally for prizes at the end of the party.

Rules: Mark off a circle in the walk area. Set up a pathway of numbered flower squares using flower cut outs and have corresponding tickets in a jar or hat. Usually you'll want to have at least 12 to 18 squares, players, and tickets. Have at least as many squares on the ground as there are children (1-10) present. The children walk around stopping on each square, moving on around the squares until the music stops. Players are to start

by standing on a square that is numbered, one person per square. Start playing music (Flower Green's Song) and each player should walk around the path of squares. Stop the music after 10-30 seconds. When the music stops, players should end up on a numbered square. Once everyone has a numbered square to stand on, pull out a ticket randomly from the jar or hat. The player standing on the corresponding number wins. This is a very popular game so make sure you have a lot of flower squares.

If no one is standing on one of the numbers pulled, pull out another number until someone wins. Continue as long as there is interest.

Note: If you want to give prizes, put numbers on some small prizes, and if a player is standing on the corresponding number of the prize when the music stops, he/she wins the prize. Or assign points to winners and the number may be saved and tallied for giving prizes at the end of the party to the player with the highest total first.

Games and activities, continued

Game: Flower Race (adapted from Pig Race and Crab Walk)

Objective: Be the first flower or the first team of flowers to make it to the finish line.

Needed:

- CD of Flower Green's Song
- Colored paper squares (colored construction paper or color your own squares)
- Crayons or colored markers (if coloring your own squares)
- Race track markers (pencils, string, etc.)
- Flower headband
- Patterns: paper squares, headband, and flower cut outs in different colors

Music: Play Flower Green's Song as background music to this game.




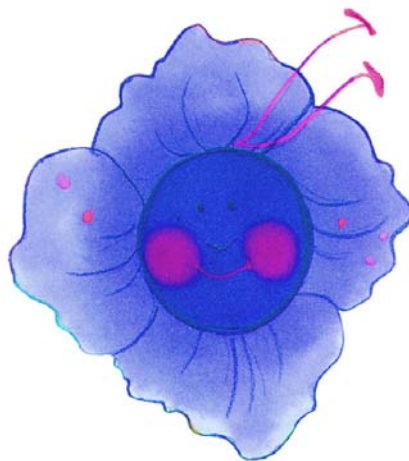
Rules: Mark off an 8 step race track using pencils, napkins, etc. Divide into even teams. Line the children up shoulder to shoulder behind the first step. Each team has a different colored flower on their headbands. Shuffle your colored squares and drop them in a bag. Draw them out of a bag, one at a time. (OR have a volunteer draw them.) The first player on each team takes a step when the color square matching the flower on his/her headband is drawn. When a player on the team makes it to the finish line, the next player on the team is up. The first team whose players complete all 8 steps wins.

Activity: Bubble Fun







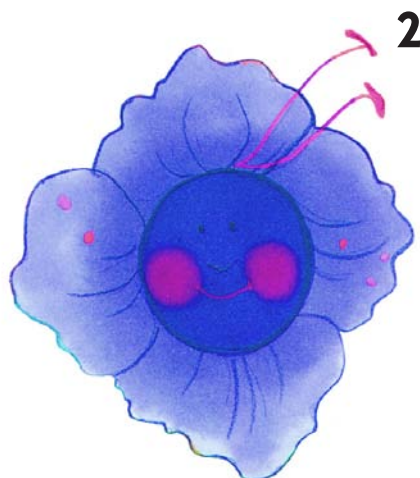

Homemade bubble solutions, bubble-making tools, and bubble games. (see attachments)

Attach flower cut outs to headbands for Game: Flower Race.


You will need matching color flower cut outs and color squares for each player or each team of players.




Use these tickets for the Game: Flower Walk.








Cut and color this sheet of squares to use in the Game: Flower Race. Each sheet of 9 squares will be one color. You will need different colored paper squares for each player or each team of players to match the color of the flower cut outs on their Flower headbands. OR you may choose to use colored sheets of construction paper cut into small squares.




Pattern: Headband



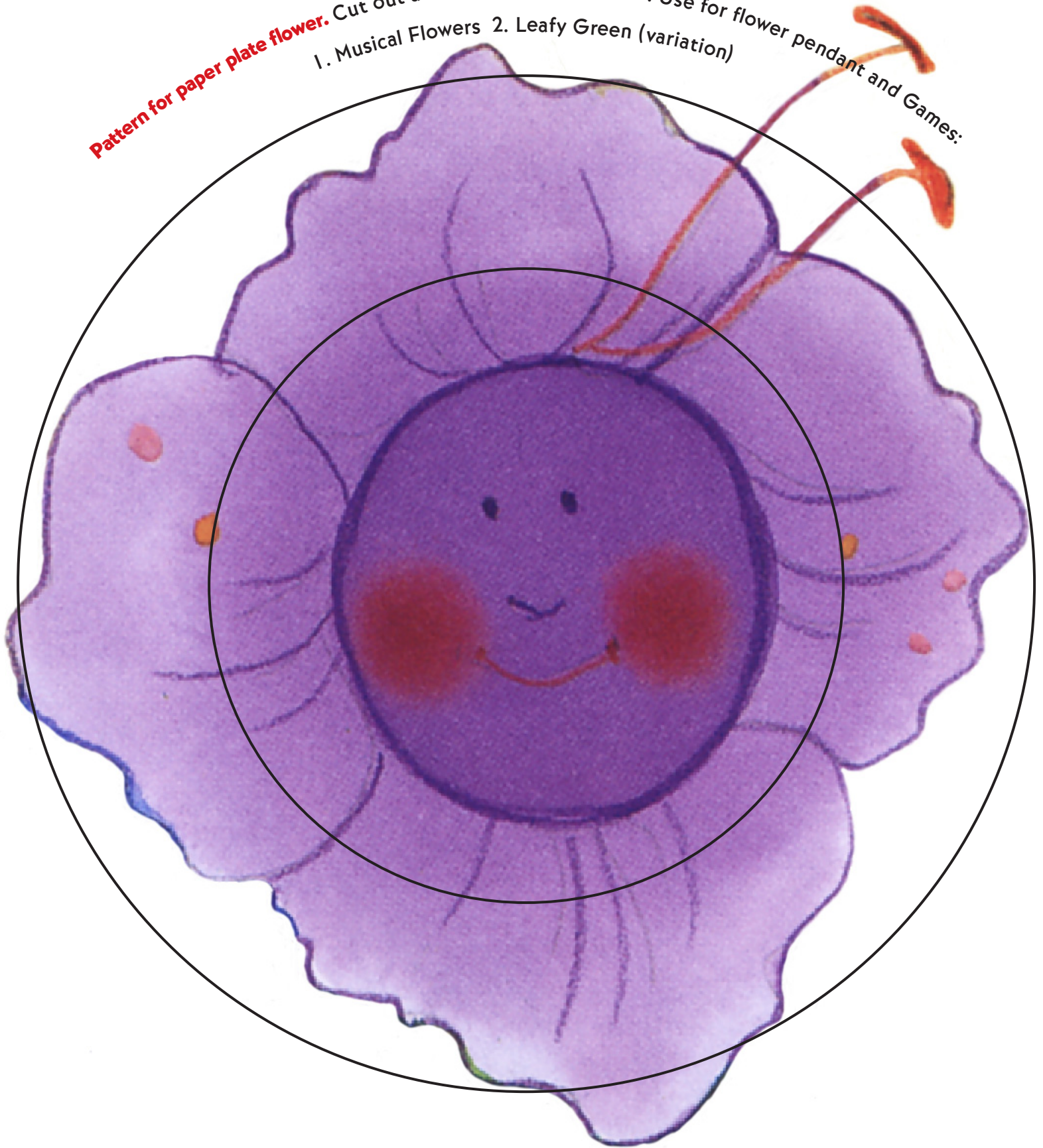
Use this flower cut out for the Game: Flower Race and see additional sheet of flower cut outs in various colors to use for the Game: Flower Race.



Pattern for "hot potato" in the games: Musical Flowers (or variation, Run, Leafy, Run) and Leafy Green.
Cut out and glue to a paper plate.



Pattern for paper plate flower. Cut out and glue to a paper plate. Use for flower pendant and Games:
1. Musical Flowers 2. Leafy Green (variation)



Pattern for paper plate flower. Color, cut out, and glue to a paper plate. Use for flower pendant and Games:
1. Musical Flowers 2. Leafy Green (variation)

