



# Let's-Do-It!

Wrap up with fun and games.

Let's-Do-It! is a collection of suggested party activities for all Trimble Tots titles. Select games or crafts that are appropriate for your party spaces and ages of children. Some games are adapted for more than one title. Some basic games are appropriate for all parties, such as Balloon & Bubblegum Relay. Let's-Do-It activity choices follow the Party Camp Combo (decorating cupcakes and Theater-In-The Town). Liberty Cake (silly strip and cake) is optional. (Click on individual book titles to find the link: Party Camp: Let's-Do-It! party activities.)

Feature book: *P. Hermit Claims a Castle*



**Note:** Extra: Liberty Cake and Silly Strip. Bring an Angel Food cake (Buy or make ahead of time.) and toppings if you plan to have a cake and presents.

## Items needed:

- Hermit's Song (CD and lyrics)
- See individual Feature Book theme games and activities.

## Activities:

- Hermit's song/movement (CD and lyrics)
- Game: Air Balloons (to Hermit's Song)
- Craft: Headbands. Tidepool Cop. Crab.
- Game: Balloon Pop.
- Paper Plate project: Tidepool Cop badges and "hot potato" plate.
- Game: Tidepool Cop. Pass-the-badges.
- Game: Tape the crab in his turban.
- Game: Crab Race.
- Game: Tidepool Relay.

# Choose Feature Book theme games and activities.

## **Game:** Air Balloons.

### **Needed:**

- Balloons
- Hermit's song (CD and lyrics)

**Objective:** Keep the balloons floating in the air for the time it takes to sing or listen to Hermit's Song.

Variation: Keep the balloons in the air while saying words of a chosen category.

Suggestion: sea creatures. (hermit crab, barnacle, starfish, turtle, stingray, sea shell, sea horse, octopus, dolphin, clown fish, Nemo, mermaid, etc.)

**Rules:** Form two circles and start the balloon going around from player to player, keeping the balloon in the air at all times. The circle that keeps its balloon up the longest wins. Repeat as long as there is interest.

---

## **Craft:** Headbands. Make a Tidepool Cop headband and a Crab headband.

### **Needed:**

- Patterns (headband, badge, and crab cut out)
- Construction paper
- Scissors
- Stapler
- Glue
- Markers

### **Directions:**

1. Cut a strip of paper about one and a half inches wide.
2. Measure the length by placing the headband around each child's head and stapling the ends together to fit.
3. Cut out a small Tidepool Cop badge to glue to one headband. Cut out the crab cut out to glue to the other headband.
4. Draw a design on the headbands with markers or crayons.

# Games and activities, continued

## **Game:** Balloon Pop. (adapted from Hot Potato)

### **Needed:**

- Balloons
- Folded notes
- Tidepool Cop headbands (see pattern)

**Note:** The folded pieces of paper say Tidepool Cop or names of sea creatures like hermit crab, barnacle, anemone, starfish, turtle, stingray, sea shell, mermaid, sea horse, octopus, dolphin, parrot fish, clown fish, Nemo, etc. More than one folded note should say Tidepool Cop.

**Objective:** Pass two balloons around the circle as fast as you can starting at opposite sides of the circle. The fun is in trying to get one balloon to catch up with the other, pop the balloon and find the word inside.

**Rules:** Place notes inside un-inflated balloons. Blow up the balloons with the folded piece of paper inside each one.

Players sit down in chairs that have been put in a circle, and two players on opposite sides of the circle are given a balloon to hold. On a signal, both players pass their balloons to the right as quickly as they can. When one balloon catches up with the other balloon, two players, sitting next to each other, will be holding a balloon. The player who holds the catch-up (trailing) balloon, pops the balloon to find the note folded inside. The winning note in this game says, Tidepool Cop. Each player who finds a winning note is a Tidepool Cop and wears the Tidepool Cop headband. Continue with two more balloons starting at opposite sides. Take turns being starters. When everyone has popped a balloon to find a note, the game is over.

---

## **Craft:** Paper Plate Project. (Make a Paper Plate Tidepool Cop badge and a "hot potato" plate.)

### **Needed:**

- Paper plates
- Non-fraying cord
- Crayons or markers
- Paper plate patterns (badge and "hot potato")
- Hole punch

### **Circle pattern #1.**

#### **Pattern for paper plate badge.**

Draw and color a super-size paper plate Tidepool Cop badge, using crayons or colored markers. (Design suggestions: include the name, Official Tidepool Cop, some tidepool images, and the Tidepool Cop's face and hat.) Be creative. Cut out and glue to a paper plate. Punch a hole in the plate to thread non-fraying cord. These badges are fun to wear and take home.

### **Circle pattern #2.**

#### **Pattern for "hot potato" plate.**

Cut and glue to a paper plate. Use the paper plate badges and the "hot potato" plate for the Tidepool Cop game: Pass-the-badges.

# Games and activities, continued

**Game:** Tidepool Cop. Pass-the-badges. (Game adapted from Hot Potato)

**Needed:**

- CD player and CD with Hermit's Song
- Paper plate Tidepool Cop badges
- "hot potato" (paper plate) that can be passed around the circle

**Objective:** This kids game is a lot like musical chairs but with a "hot potato" (paper plate).

**Categories:** Groups, Birthdays, Kids.

**Players:** 2 or more players.

**Rules:**

1. Use all the players' badges and the "hot potato" plate to pass around. (Variation: Use just the "hot potato" plate if there isn't time to make badges. Call the game Pass-the-Bucket.)
2. Play Hermit's Song for the music. (Party leader is the music player.)

3. Players sit in a circle. If you are using chairs, place chairs in a circle. Players sit down in the chairs. Paper plate Tidepool Cop badges and the "hot potato" plate are passed from player to player while the music player, who shouldn't be looking at the group just to be fair, plays Hermit's Song. When the music stops, the player who has the "hot potato" plate is out and sits in the center of the circle. (The player who is out exchanges the "hot potato" plate for the paper plate Tidepool Cop badge held by the player to his/her left and hands that paper plate Tidepool Cop badge to the game leader.) The next round continues. The last player out wins. Music stops should be made frequently so the game moves quickly and players will not be out for a long period. Try to act like the "hot potato" plate is really, really hot! Note: Return the paper plate Tidepool Cop badges to the players to wear and take home.

---

**Game:** Tape P. Hermit to the opening in his turban.

(Adapted from Pin the Tail on the Donkey)

**Needed:**

- A mini poster with a picture of a tidepool and shell
- Crab cut out (Tape to opening of the shell.)
- Tape
- A blindfold (Younger children may just close their eyes.)

**Objective:** A game where you attempt to tape the crab cut out in the correct place on the mini poster. Find out if Hermit has outgrown his shell!

**Categories:** Parties, Birthdays, Kids.

**Players:** 2 or more players.

**Rules:** Tape a mini poster with the picture of the tidepool and the shell (turban with the pearl on the top), to a spot within easy reach of the players. Blindfold players as each takes a turn to play. Spin the player around three times and point him/her in the direction of the mini poster with the picture of the turban. The player moves toward the poster and feels around and tries to tape the crab cut out to the opening of the shell. The player who gets closest to where the crab should be, wins. It is fun to see if Hermit has outgrown the turban with the pearl on the top.

# Games and activities, continued

**Game:** Crab Race. (Adapted from Pig Race and Crab Walk)

**Needed:**

- Colored paper squares (colored construction paper or color your own squares)
- Crayons or colored markers (if coloring your own squares)
- Race track markers (pencils, string, etc.)
- Crab headband
- Patterns: paper squares, headband, and crab cut outs in different colors

**Objective:** Be the first crab or the first team of crabs to make it to the finish line.

**Music:** Play Hermit's Song as background music to this game.

**Rules:** Mark off an 8 step race track using pencils, string, etc. Divide into even teams. Line the children up shoulder to shoulder behind the first step. Each team is wearing a different color crab on their crab headbands. Shuffle your colored squares and drop them in a bag. Draw them out of a bag, one at a time. (OR have a volunteer draw them.) The first player on each team takes a step when the color square matching the crab on his/her headband is drawn. (The players may take a Crab step instead of a regular step. Walk sideways on all fours with bellies up.) When a player on the team makes it to the finish line, the next player on the team is up. The first team whose players complete all 8 steps wins.

---

**Game:** Tidepool Relay. (Adapted from Bean Counter Relay)

**Needed:**

- Beans
- Two bowls
- Two egg cartons
- Tidepool Cop headbands

**Objective:** A relay race where you fill an egg carton with beans. (Imagine the egg carton as a tidepool and the beans as things that belong in a tidepool.)

**Categories:** Group, Relay Race, Birthdays, Kids.

**Setup:** Determine a starting line and a turn back line about 15 feet apart. Divide into two even teams and have them line up at the starting line. Place a bowl of beans at the turn back line for each team. Place an egg carton at the midway point between the two lines.

**Rules:** One by one, players race to the turn back line, pick up one bean and run back to the egg carton and put it in, then run back to the starting line. In one version, players simply fill the 12 egg carton with one bean per cup. In a second version, you write a number from 1 to 5 in the bottom of each cup and players must fill each cup with beans matching the number written in the cup.

**Winning:** The first team to complete the task wins the title, Tidepool Cops, and the players on the team wear their Tidepool Cop headbands.

Theme words: Cut and fold  
Games: Air Balloons  
Balloon Pop

**hermit crab**

**barnacles**

**starfish**

**turtle**

**stingray**

**tidepool  
cop**

**seashells**

**seahorse**

**tidepool  
cop**

**octopus**

**dolphin**

**clown fish**

**mermaid**


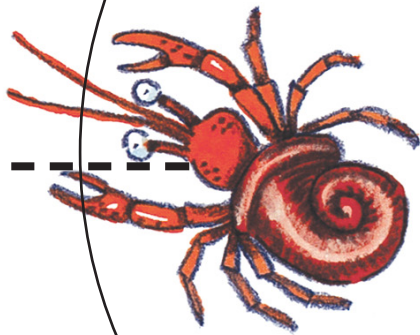
**tidepool  
cop**

**Nemo**





**Pattern:** "Hot potato" in the game: Tidepool Cop: Pass -The -Badges.(variation: Pass-The-Bucket)  
Cut out and glue to a paper plate.



**Pattern:** Paper plate Tidepool Cop badge.  
Use in the Game: Tidepool Cop: Pass-the-badges.

Tidepool




Cop




**Pattern:** Tidepool Cop  
Headband and badge.

**Use in Games:** Balloon Pop and  
Tidepool Relay




**Pattern:** Headband and  
P. Hermit Crab cut out

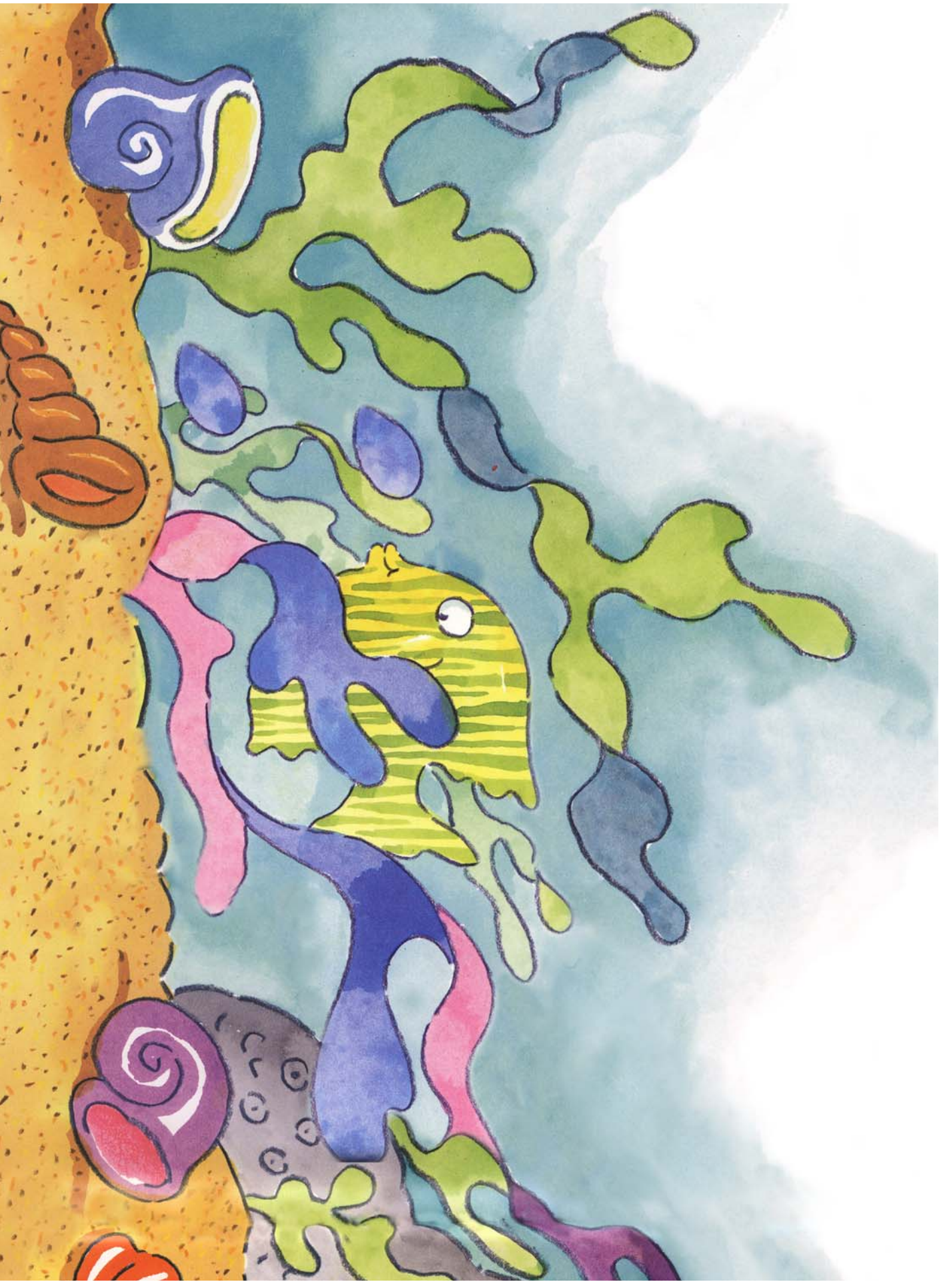


Use this crab cut out for the  
Game: Tape P. Hermit  
to the opening in his turban.

See additional sheet of crab cut outs  
in various colors to use for crab  
headbands in the Game: Crab Race.



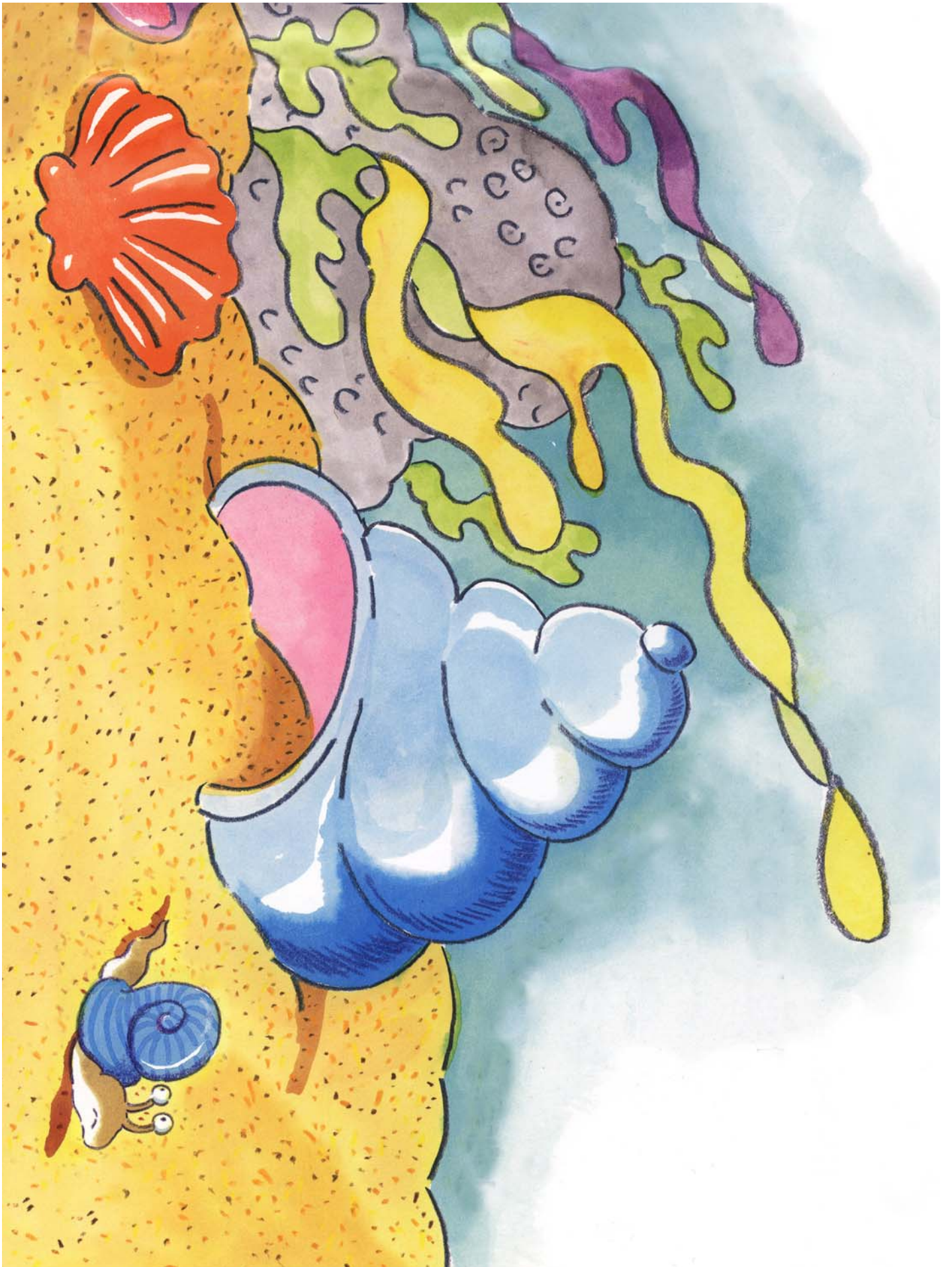




**Game:** Tape the crab in his turban.  
Tape the crab cut out to the opening in his shell.

Tape the two pieces together to form one complete poster.








Attach crab cut outs to headbands for Game: Crab Race.

You will need matching color crab cut outs and color squares for each player or each team of players.



Cut and color this sheet of squares to use in the Game: Crab Race. Each sheet of 9 squares will be one color. You will need different colored paper squares for each player or each team of players to match the color of the crab cut outs on their Crab headbands. OR you may choose to use colored sheets of construction paper cut into small squares.

